

GO TO <http://mymathlab.com/global>

YOU WILL SEE THIS PAGE:

CLICK ON STUDENT



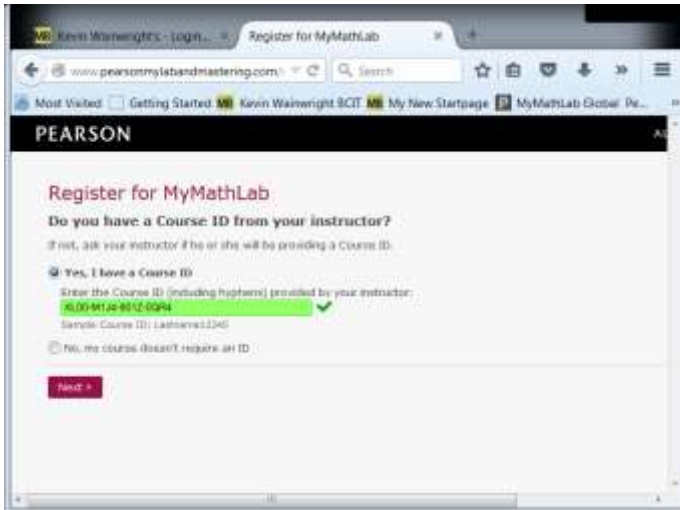
THIS IS THE CHECKLIST...



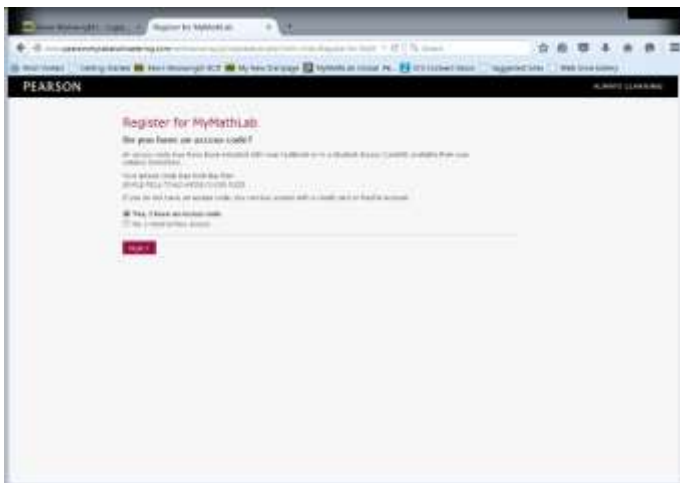
YOU SHOULD HAVE THE COURSE ACCESS CODE FROM THE SHEET SENT BY THE INSTRUCTOR

(NOTE: THIS IS DIFFERENT THAN YOUR PERSONAL ACCESS CODE YOU BUY)

YOU ENTER THE COURSE CODE FIRST (PERSONAL CODE COMES LATER)

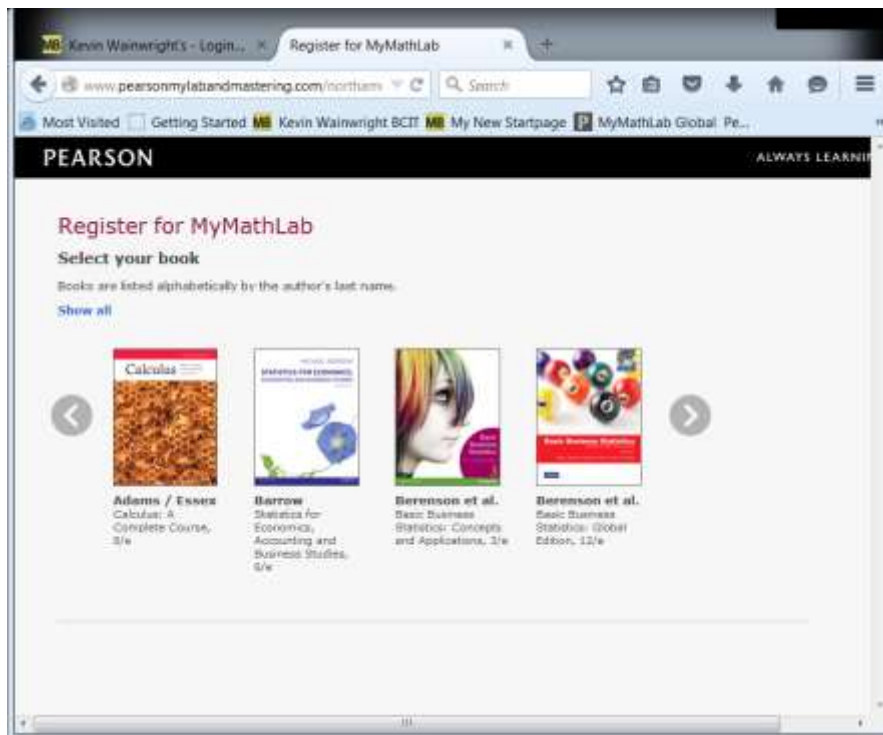


IT WILL ASK YOU IF YOU HAVE YOUR PERSONAL ACCESS CODE...



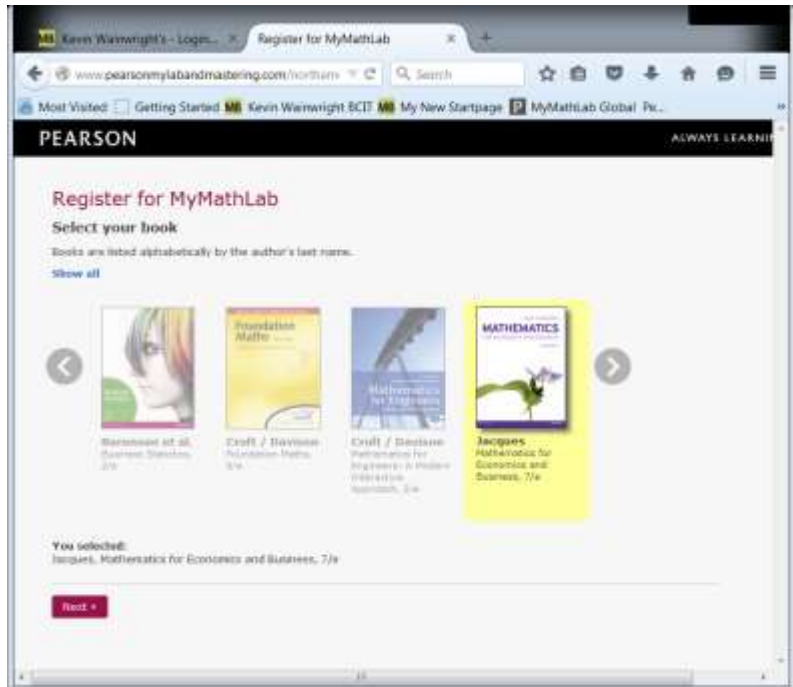
YOU WILL BE ASKED TO CHOOSE A TEXT BOOK...

USE SCROLL ARROWS



FIND: Ian Jacques, Mathematics for ECONOMICS and BUSINESS

AND CLICK ON IT



LICENSE AGREEMENT...



FILL IN THE ACCESS
INFORMATION

EVEN IF YOU HAVE USED THE
PEARSON SYSTEM BEFORE, SAY
“NO” AND CREATE A NEW
ACCOUNT LOGIN AND
PASSWORD..

THE ACCESS CODE IS THE ONE
YOU BOUGHT ONLINE OR CAME
WITH THE TEXTBOOK

ONCE COMPLETED YOU WILL LOGIN AGAIN

MAKE SURE YOU ARE ON THE
GLOBAL VERSION OF THE SITE

CLICK ON “SIGN IN”



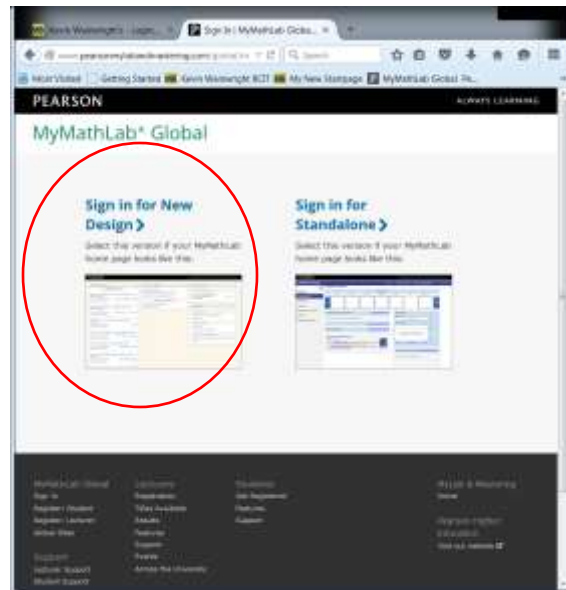
ALWAYS CHOOSE

SIGN IN FOR New Design for **OPMT5700 and 7701**

Note:

OPMT 8751 (Decision Analysis) uses the
"Standalone"

*IF You are in Both Courses at the Same Time you need
to buy TWO Access Codes!*



ENTER MY MATHLAB GLOBAL

NOTE:

IF YOU GET MESSAGES ABOUT
POP-UP BLOCKERS
TURN THEM OFF!!



YOU MAY HAVE TO ENTER THE COURSE CODE ONE MORE TIME. THIS IS THE ONE SENT TO YOU BY THE INSTRUCTOR:

COPY AND PASTE THE CODE

HERE IS THE HOME PAGE FOR THE COURSE

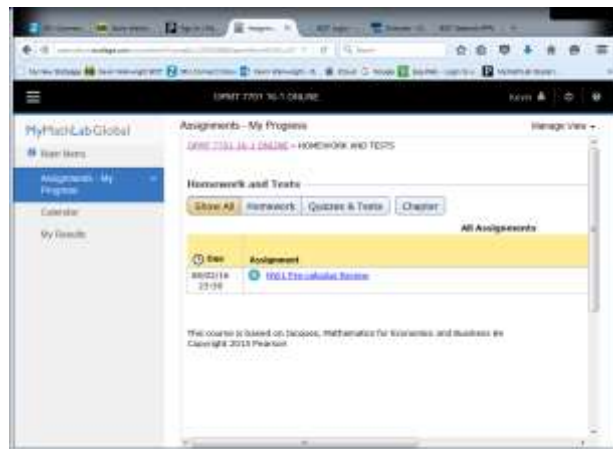
ALWAYS CLICK ON

“VIEW ALL ANNOUNCEMENTS”

ALL COURSE INFO WILL BE POSTED THERE



ASSIGNMENTS- MY PROGRESS TAB

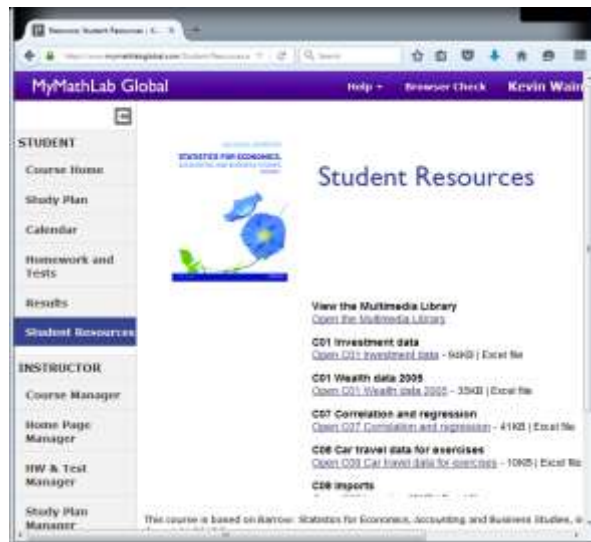


STUDENT RESOURCE PAGE

THIS IS WHERE YOU FIND THE

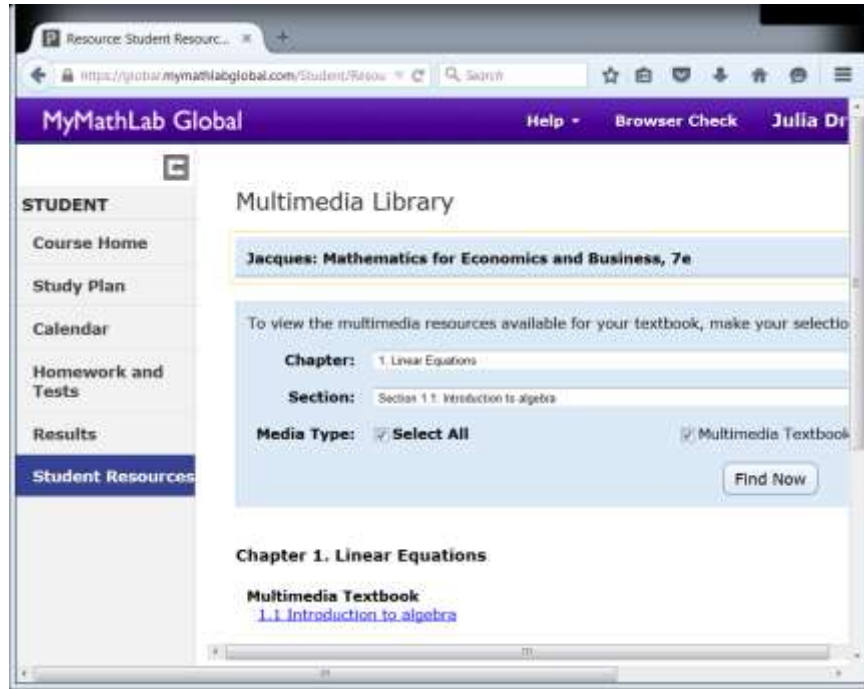
E-TEXT
(IF YOU BOUGHT IT)

NOTE: THE E-TEXT IS IN THE
MULTIMEDIA LIBRARY



VIEWING CHAPTERS FROM
THE E-TEXT:

- 1) **CLICK ON
MULTIMEDIA LIBRARY**
- 2) **USE PULLDOWN TO
CHOOSE CHAPTER
AND SECTION.**
- 3) **CLICK THE
"MULTIMEDIA
TEXTBOOK"
BOX**



HERE IS WHAT THE
E-TEXT LOOKS LIKE...

EXACTLY THE SAME AS THE
HARD COPY

